

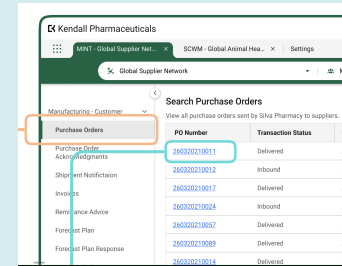


TRACELINK UNIVERSITY

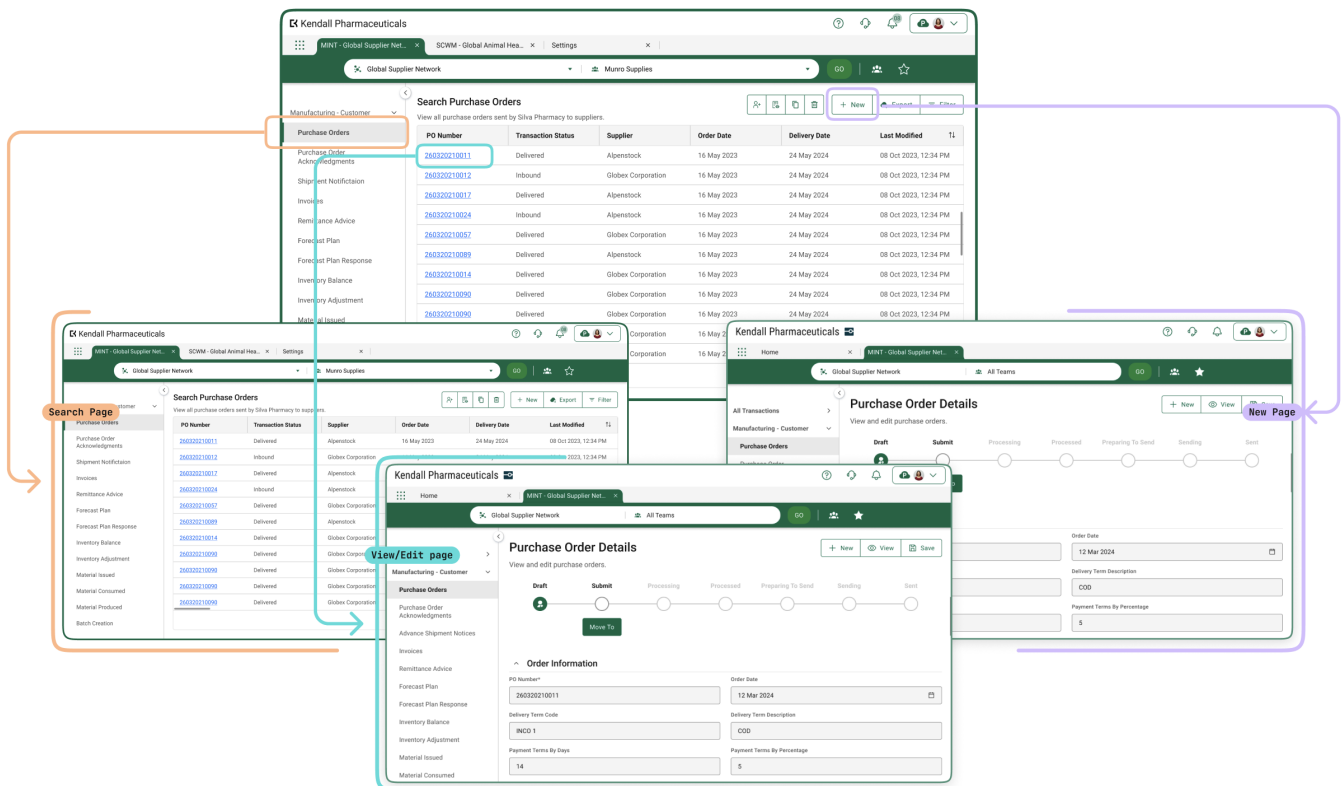
Home
Resources
TraceLink University

Understanding Page Types within the OPUS Solution Environment (OSE)

Exploring the Benefits of Metadata-Driven Pages



What Are Page Types in OSE?



Page types are an efficient method for OPUS Solution Designers to create pages for a solution. By using a drag-and-drop interface driven by metadata, designers can build various pages that users will interact with and organize the information on

the pages to optimize usability.



Page Types Unleash Innovation in UI and UX Design

The screenshot displays the 'Purchase Order Details' page within the 'Global Supplier Network' application. The interface includes a top navigation bar with the company name, a search bar, and user controls. A left sidebar lists various transaction types under 'Manufacturing - Customer'. The main content area features a 'Business Object Instance' header, a 'Workflow' progress bar with stages from Draft to Sent, and a form for 'Order Information'. The form contains fields for PO Number, Order Date, Delivery Term Code, Delivery Term Description, Payment Terms By Days, Payment Terms By Percentage, and Currency. A 'Customer and Supplier' section is partially visible at the bottom. Annotations highlight specific UI elements: 'Business Object Instance', 'Workflow', 'Field: Currency', and 'Operations'.

Traditionally, creating pages for a product is a tedious manual process involving repeated steps and duplicative effort, and often introduces inconsistency for users. OSE transforms this process by leveraging the object-driven approach. From the moment a solution is created, all UIs are driven off the primary object, where additional metadata is used to curate various pages. When a Solution Designer drags data onto a page, the system intelligently determines the appropriate field type to render. For instance, adding a "Delivery Date" to a Purchase Order Acknowledgment View/Edit page will automatically render a calendar picker.

This innovation not only accelerates time-to-market but also ensures consistent UI pages across all OPUS solutions, reducing costs and enhancing the quality of a user's experience.

By utilizing these optimized page types, Solution Designers can streamline the design process, improve efficiency, and deliver high-quality solutions rapidly.

What Are the Currently Available Page Types?

Solution Designers can configure 3 types of pages that users will interact with at runtime:

- **Search Pages** – Allow users to search and filter across business object instances (i.e. searching across all purchase orders).
- **New Pages** – Enable users to create new object instances (i.e. create a new purchase order).
- **View/Edit Pages** – Provide functionality for viewing and editing existing object instances (i.e. view or edit an existing purchase order).

Dive Deeper Into Each Page Type

To explore the details of each page type, please select an option from the Related Resources section below.

TraceLink University

Related Content



The OPUS Platform's Metadata-Driven, No-Code Solutions

OPUS Solution Designers can create solutions on the OPUS Platform without being data modelers or developers, but understanding core modeling constructs and the benefits of the OPUS approach is beneficial before using the OPUS Solution Environment (OSE).

[View More](#)



Define and Design Workflows

This guidance outlines essential practices for designing effective workflows that enhance efficiency and flexibility in business processes, focusing on primary objects to help OPUS Solution Designers create impactful solutions.

[View More](#)



Design Considerations With Roles and Policies

User access in a solution is managed through permissions, roles, and policies: permissions define specific actions, roles group these permissions for streamlined access, and policies enforce the logic that determines what users can do, ensuring data protection and security compliance.


[View More](#)



Define and Design Search Pages

Search pages enable users to view, search for, and create new object instances, typically serving as the landing page when navigating to a solution, except when only one instance exists (like the Profile page in Settings), in which case the user is directed to the View/Edit page.


[View More](#)



Define and Design New Pages

The New page allows users to create new instances of application objects and includes various essential elements for the process.

[View More](#)



Define and Design View/Edit Pages

Overview, layout, and configuration guide for defining and designing view/edit pages/
[View More](#)