

Network Administration

Managing Your Digital Twin



 **futurelink25**

INTELLIGENT ORCHESTRATION OF
YOUR END-TO-END SUPPLY CHAIN

Agenda

- Morning Recap
- Intro to Administration: Managing Your Digital Twin
- Describe Process Networks
- Expand Your Networks
- Populate Your Shared Workspaces

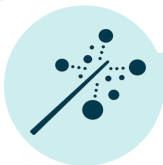
Morning Recap and Intro



Morning Session Recap: Foundations



Introduction to End-to-End Supply Chain Digitalization and Orchestration with MINT



Intelligent Orchestration of Your End-to-End Supply Chain



OPUS Platform Capabilities and Foundations

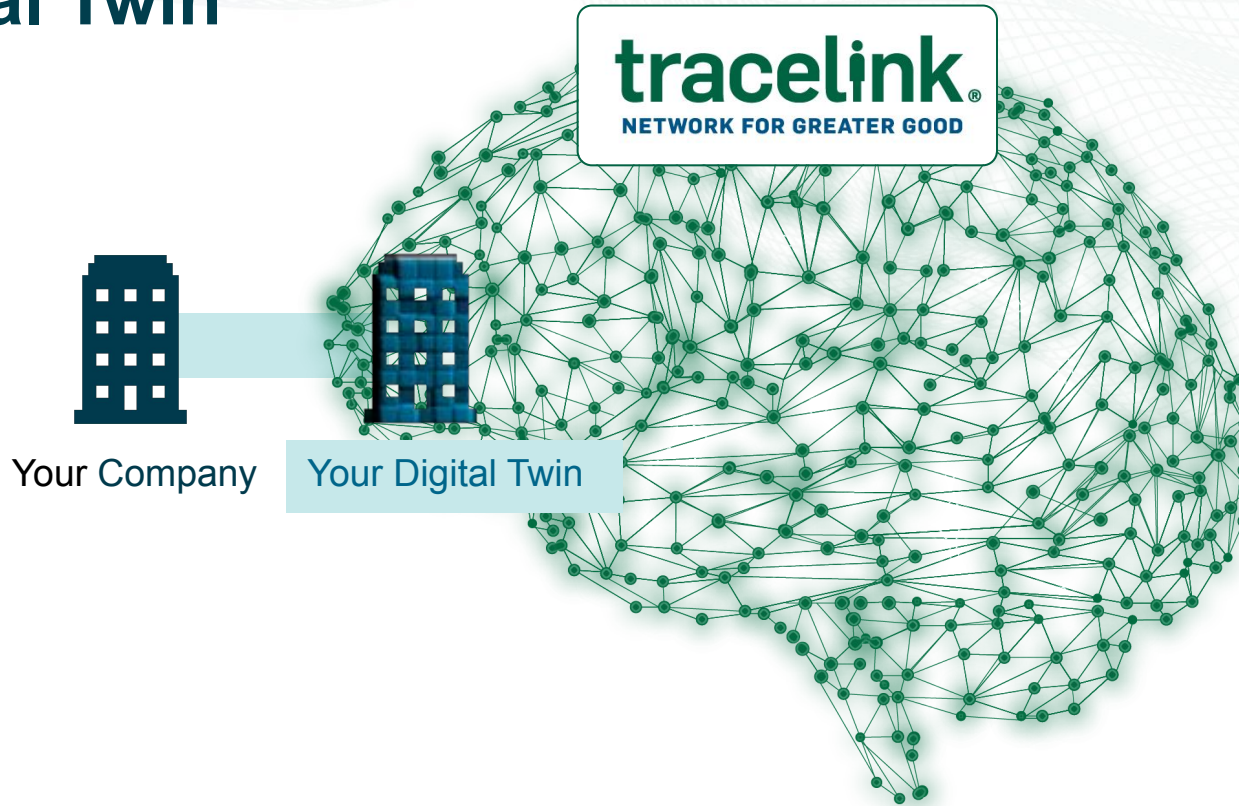


TraceLink Network and OPUS Integrations Foundation



TraceLink Channels Team Partnership

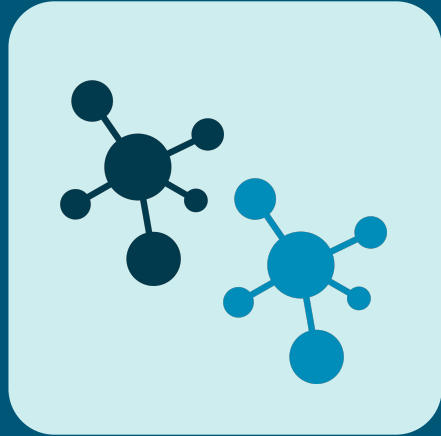
Digital Twin





Managing Your Digital Twin


Process Networks



Partners and Links



Users



Checkpoint

- ✓ Morning Recap
- ✓ Intro to Administration: Managing Your Digital Twin
 - Describe Process Networks
 - Expand Your Networks
 - Populate Your Shared Workspaces

Process Networks

Process networks create shared digital workspaces to orchestrate different kinds of business processes through a single platform.



Orchestrating your Business Processes

Different Process Networks for different business processes!

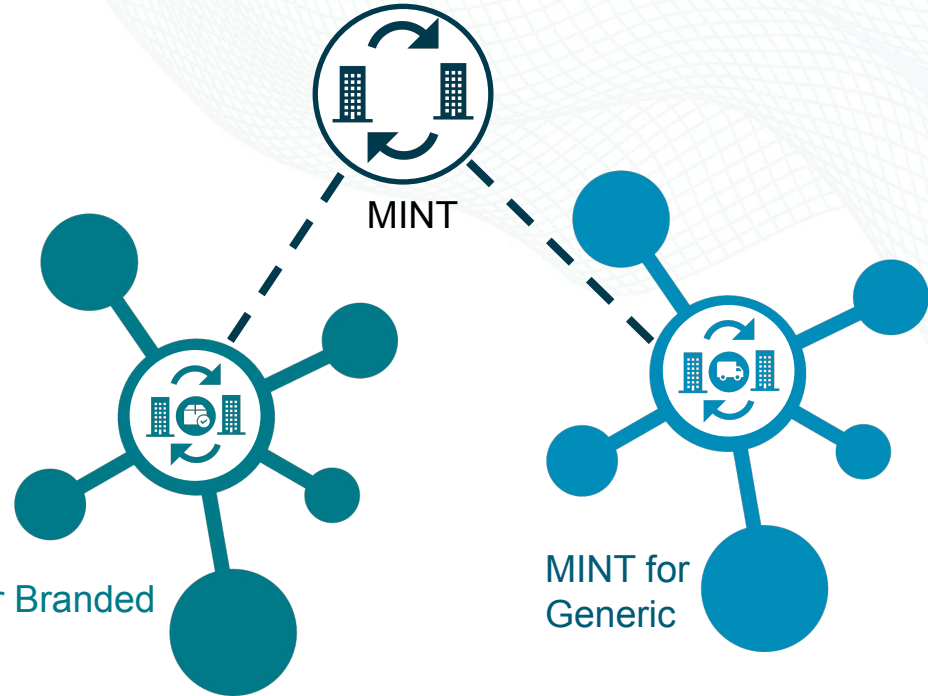
Multienterprise Application

App that enables a network through linking.

Multinetwork Application

A **Multienterprise Application** that can be applied to more than one network.

? Why multiple Process Networks?



Something to Think About...

Orchestrations Can Define Networks

- What data are you exchanging with your partners or do you want to exchange with your partners? And for what business purpose?
- Would you benefit from creating multiple networks for the different business use cases?
- How would you divide the work for your end users? What would you want them to have access to?



Something to Think About...

Orchestration Example: Manufacturing

- Exchanging manufacturing transactions included in the Manufacturing Orchestration such as POs, Invoices, ASNs, Inventory Balance, and Inventory Adjustment.
- Create a network called “MINT for Generic” and apply the MINT solution.
- Add users from teams including Procurement, Planning teams, Shipping / Receiving teams, etc.



Demo

Managing a Network





Master Data



My Networks



Partner Networks



Administration



Master Data

B2B Integration

My Network Company

Administration

Networks

View TraceLink networks that your company has access to and the associated application, Owner, and your company's role for each network.

NETWORKS

APPS

View the networks your company uses to exchange data with Partners (e.g. MINT, SCWM).

Application

All



Owner

All



RESET

APPLY



Status

Network

Description

My Company's Role

Owner

Application

No data available



Networks

Links

Users

B2B Integration

My Network Company

Networks

View TraceLink networks that your company has access to and the associated application, Owner, and you

NETWORKS

APPS

View the networks your company uses to exchange data with Partners (e.g. MINT, SCWM).

Application



Status

Network

Description

My Company's Role

O

No data available

Add Network



Add networks for applications that support multiple networks (e.g. Agile Process Teams) to differentiate between distinct parts of your business.

Application *

Multienterprise Information Network Tower



Network Name *

Manufacturing Information Network

Description

MINT for External Manufacturing for Sapphire

Applied Solution



Base Solution



Custom Solution

Custom Solution Name



CANCEL

ADD



Networks

Links

Users

B2B Integration

My Network Company

Networks

View TraceLink networks that your company has access to and the associated application, Owner, and your company's role for each network.

NETWORKS

APPS

View the networks your company uses to exchange data with Partners (e.g. MINT, SCWM).

Application

All



Owner

All



RESET

APPLY



Status

Network

Description

My Company's Role

Owner

Application



Manufacturing Information
Network

MINT for External
Manufacturing for Sapphire

Owner

Sapphire Labs

Multi
Netw

Edit Network

Set Workflow Subscriptions

View Links

View Users

View Roles

Rows per page

Checkpoint

- ✓ Morning Recap
- ✓ Intro to Administration: Managing Your Digital Twin
- ✓ Describe Process Networks
 - Expand Your Networks
 - Populate Your Shared Workspaces

Expand Your Networks

To create the actual network, you need to add partners and link to them by:

- Adding Partner Master Data
- Running the configuration step of “linking”



Managing Master Data



You Need Partners on Your Network

Company Master Data



Internal locations (company location enabled as an entity on the network)


Link to an internal location:

- To exchange serialized data with the internal manufacturing line.
- To report the same inventory level and adjustments as CMO lines.

Partner Master Data



Partners and Partner locations



External Manufacturing Partners



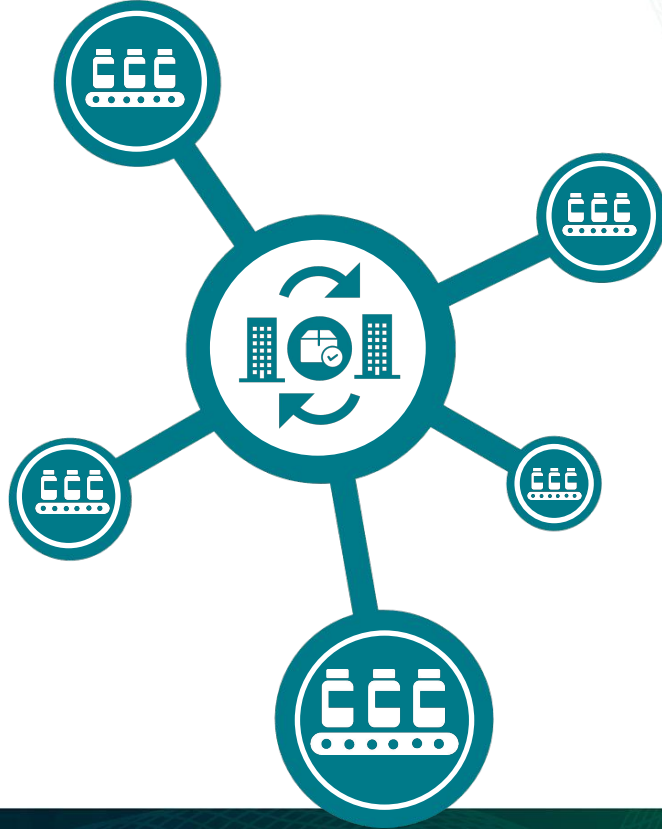
Why link to the Partner location?

Multiple business reasons:

- Different systems/file formats
- Different legal entities (keep data separate).



Partner Master Data Needs



Enter Partner Master Data

- Global identifier
- Such as: GLN, SGLN, DUNS, HIN

Partners' Digital Twins



? How would I separate internal location processes from CMO processes?

Add another Process Network!

Demo

Working with Partner Master Data



My Company

Partners

Prod

Partners

Define your company's external Partners and their locations to link them to apps that your company owns.

PARTNERS

LOCATIONS

Partners



Partner ID Type

Partner ID Value

Name

RESET

APPLY

SHOW ADDITIONAL FILTERS

Status	Partner Type	Company Name	Company ID	Address
<input checked="" type="checkbox"/>	MANUFACTURER	Aprisana Labs	GLN 5144029012018	25 Data Ave Londenderry NH 234233 US
<input checked="" type="checkbox"/>	MANUFACTURER	Topaz MAH	GLN 1098089009898	10 King Street London LDN 8798798 GB
<input checked="" type="checkbox"/>	--	MAH- Germany	GLN 1234567890123	null null null null null
<input checked="" type="checkbox"/>	MANUFACTURER	Opal MAH	GLN 8798798989787	10 Main street Boston MA 879879 US



Add Partner

Add a new master data record for a Partner at your company.

Company Information ▾

Name *

Garnet HQ

Partner Type

Packager ▾

Address 1 *

1 Gemstone Way

Address 2

City *

Londonderry

District

Village

House Number

Status *

ACTIVE ▾

Building Number

Plant Number

Floor Number

Address Object GUID

Tax Registration Code

Premises Code

Company Fax



My Company

Partners

Products

Email

Phone

Identifiers ▾

Type *

GLN

Primary ID

☒ Yes

Value *

5155229012018



Type *

SGLN

Primary ID

☐ No

Value *

515522.012018.0



Regulatory Licenses ▾

Agency

State or Region

Country

Number



CANC...

ADD

My Company

Partners

Products

Partners

Define your company's external Partners and their locations to link them to apps that your company owns.

PARTNERS

LOCATIONS

Partners



Partner ID Type

Partner ID Value

Name

RESET

APPLY

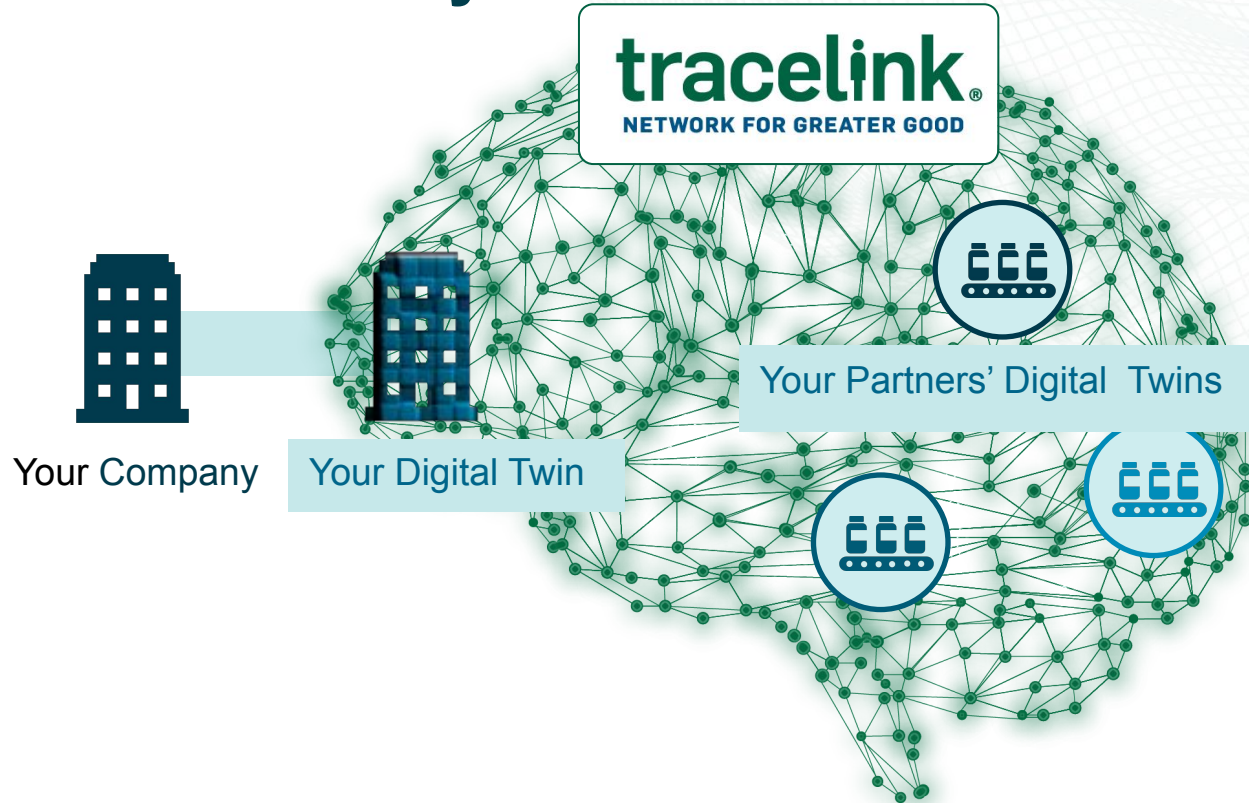
SHOW ADDITIONAL FILTERS

Status	Partner Type	Company Name	Company ID	Address
<input checked="" type="checkbox"/>	MANUFACTURER	Aprisana Labs	GLN 5144029012018	25 Data Ave Londerry NH 234233 US
<input checked="" type="checkbox"/>	PACKAGER	Garnet HQ	GLN 5155229012018	1 Gemstone Way Londerry NH 03053 US
<input checked="" type="checkbox"/>	--	MAH- Germany	GLN 1234567890123	null null null null null
<input checked="" type="checkbox"/>	MANUFACTURER	Opal MAH	GLN 8798798989787	10 Main street Boston MA 879879 US

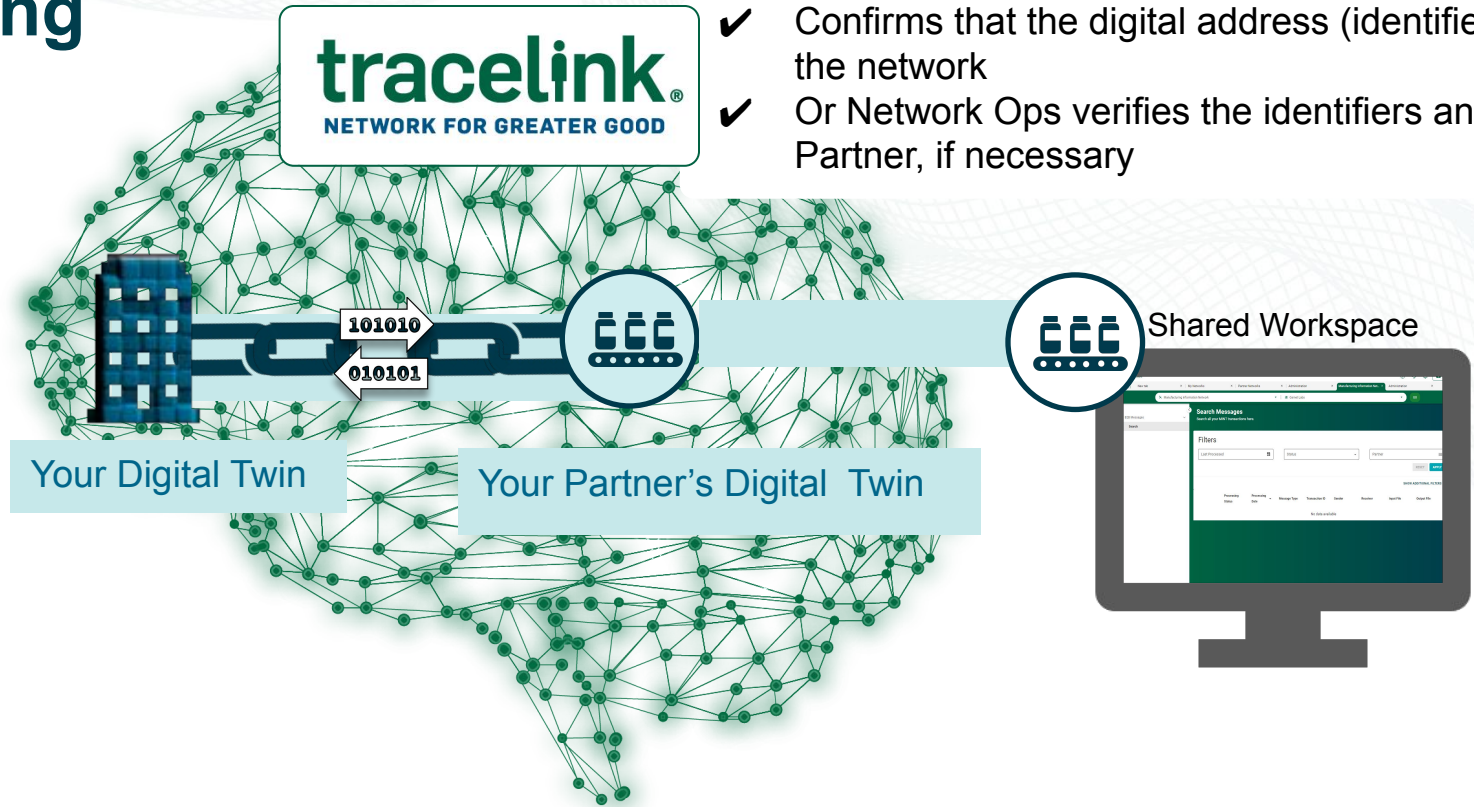
Linking



Prepped and Ready to Go



Linking



Demo

Linking to Partners





Master Data

Administration

Manufacturing Information Net... | Master Data

Networks

Links

Integration

Work Company

Links

View Links with external Partners and your company's internal locations to a network that your company owns, and manage Links established with your company to another company's networks.

MULTI-NETWORK

SINGLE-NETWORK

FAILED

View Links for apps that allow multiple networks (e.g. MINT, SCWM).

Application - Network (Owner) *



Linked Entity

All



RESET

APPLY



Network

Owner

Linked Entity

My Company's Role

Linked Entity Type

Last Modified

Make sure a network is selected. If a network is selected, no Links exist for that network.



Master Data

Administration

Manufacturing Information Net...

Master Data

[Links](#) / Add Links

Networks

Links

Users

B2B Integration

My Network Company

Add Links

Establish a Link with external Partners or internal locations to an app that your company owns.



Step 1: Select Application and Network



Step 2: Roles

Network

Application *

Multienterprise Information Network Tower

Network *

Sapphire Labs – Manufacturing Information Network 

Entity to Link

Entity

Garnet HQ - GLN 5155229012018 (Company Level) 

Send Notification To



CANCEL

NEXT



Add Links

Establish a Link with external Partners or internal locations to an app that your company owns.



ADD LINK

Roles

Specify the roles that the linked entities can assign to their users.



All Transaction- Partner- Admin

All Transaction- Partner- Admin



Manufacturing-Supplier- Partner Expanded

Manufacturing-Supplier- Partner Expanded



Manufacturing-Supplier- Partner Standard

Manufacturing-Supplier- Partner Standard



Manufacturing-Supplier- Standard

Manufacturing-Supplier- Standard



Serialization - Customer - Expanded

Serialization - Customer - Expanded



Serialization - Customer - Partner - Expanded

Serialization - Customer - Partner - Expanded



Networks

Links

Users

B2B Integration

My Network Company

Links

View Links with external Partners and your company's internal locations to a network that your company owns, and manage Links established with your company to another company's networks.

MULTI-NETWORK

SINGLE-NETWORK

FAILED

View Links for apps that allow multiple networks (e.g. MINT, SCWM).

Application - Network (Owner) *

Multienterprise Information Network To...



Linked Entity

All



RESET

APPLY



Network

Owner

Linked Entity

My Company's Role

Linked Entity Type

Last Modified

Manufacturing Information
Network

Sapphire Labs

Garnet Labs

Owner

Partner Company

06 Sep 2024 08:43 PM
GMT

Rows per page

10

1-1



Quick Question...



What two steps do you need to complete to create and expand your network?



Checkpoint

- ✓ Morning Recap
- ✓ Intro to Administration: Managing Your Digital Twin
- ✓ Describe Process Networks
- ✓ Expand Your Networks
 - Populate Your Shared Workspaces

Populate Your Shared Workspace

To populate your shared workspace, you add users to TraceLink and to your Process Network. In this case it is your MINT Process Network.



Roles Define Access

All applications, regardless of what type of application have related roles.

Administrator Roles



Member Roles



Roles in OPUS

Included Owner Roles



Member – Standard
Access



Member – Expanded
Access

Included Partner Roles



Partner Member –
Standard Access



Partner Member –
Expanded Access

Other MINT Roles

*Both Owner and Partner versions
based on orchestration.*

Example: Commerce




Customer Roles




Supplier Roles



MINT Help Center!


NETWORK FOR GREATER GOOD

[Get started](#) >
[Configure TraceLink](#) >
[Set up APIs](#) >
[Search transactions](#) >
[Use orchestrations](#) >
[Troubleshoot a problem](#)

Multienterprise Information Network Tower Help Center

Search 

Configure TraceLink

Configure Multienterprise Process Link

Unlike other Opus apps, Multienterprise Process Link must be configured on Track & Trace Services because Multienterprise Process Link supports asynchronous messages, which are not yet available on the Opus Platform. Multienterprise Process Link does support linking Partners and internal locations through **ServiceLinks**, like US Product Track. See the *Company Administration Online Help* and *Management Online Help* for more information.

Assign Multienterprise Process Link roles

See the [Administer Help Center](#) for information about how to assign Multienterprise Process Link roles to users. This is the only administration task that can be performed for Multienterprise Process Link on the Opus Platform.

- ▼ Roles
 - › Search asynchronous transactions
 - ▼ Manufacturing

The [manufacturing orchestration](#) involves the coordinated and seamless execution of business processes across business objects related to planning and production activities. The manufacturing orchestration uses digitalization to streamline make-to-order/make-to-stock (produce), procure-to-pay (procurement) and order-to-cash (sales) processes, ensuring effective communication and collaboration between supply chain partners.

The following roles are available for the manufacturing orchestration:

 - Manufacturing - Customer is the Owner of Multienterprise Process Link.
 - Manufacturing-Customer - Expanded Access – Allows users to create, draft, submit, delete, search for, view, troubleshoot, and resubmit failed messages.



Demo

Adding Users





Master Data

Administration

Master Data

Master Data

Networks

Links

Users

B2B Integration

My Network Company

User

View and manage users for your company and specific networks. For networks your company owns, you see users from your company as well as Partner company users. For networks owned by another company, you only see your company's users, not the Owner's users.

NETWORKS

APPS

ALL

SIGN-ON SETTINGS

View the list of all TraceLink Network members from your company.

RESET

APPLY

Assign External User to Administrator Role

Assign External User to Network

Add User

Export Users

Status	First Name	Last Name	Email	Last Login
	Nick	Olivo	nolivo+sapphire@tracelink.com	--
	Sapphire	User	tracelinkcertcmo+sapphire.user@gmail.com	--
	--	--	tl_integration+sapphire@tracelink.com	--
	Katherine	Godin	kgodin+sapphire@tracelink.com	--



Networks

Links

Users

B2B Integration

My Network Company

Users

View and manage users for your company and specific networks. For networks your company owns, you see users from y networks owned by another company, you only see your company's users, not the Owner's users.

NETWORKS

APPS

ALL

SIGN-ON SETTINGS

View the list of all TraceLink Network members from your company.

Status	First Name	Last Name	Email	Last Log
✓	Nick	Olivo	nolivo+sapphire@tracelink.com	--
✓	Sapphire	User	tracelinkcertcmo+sapphireuser@gmail.com	--
✓	--	--	tl_integration+sapphire@tracelink.com	--
✓	Katherine	Godin	kgodin+sapphire@tracelink.com	--

Add User



Add new users to your company.

Email *

First Name

Last Name

CANCEL

ADD ANOTHER

ADD



Networks

Links

Users

B2B Integration

My Network Company

Users

View and manage users for your company and specific networks. For networks your company owns, you see users from your company as well as Partner company users. For networks owned by another company, you only see your company's users, not the Owner's users.

NETWORKS

APPS

ALL

SIGN-ON SETTINGS

View the list of all TraceLink Network members from your company.

RESET

APPLY



Status

First Name

Last Name

Email

Last Login

Password Expiration



Nick

Olivo

nolivo+sapphire@tracelink.com

--

11 Apr 2025 11:47 PM GMT

View Profile



Trudy

Bosch

lmattson+tbosch@tracelink.com

--

11 Apr 2025 11:47 PM GMT

Assign to Network

Assign to Administrator Role

Reset Password

Deactivate



Katherine

Godin

kgodin+sapphire@tracelink.com

--

--



Laura

Flack

lflack+sapphire@tracelink.com

06 Jan 2025 05:03 PM GMT

11 Apr 2025 11:47 PM GMT



Eric

G

kgermond+sapphire@tracelink.com

--

11 Apr 2025 11:47 PM GMT





Networks

Links

Users

B2B Integration

My Network Company

Users

View and manage users for your company and specific networks. For networks your company owns, you see users from y networks owned by another company, you only see your company's users, not the Owner's users.

NETWORKS

APPS

ALL

SIGN-ON SETTINGS

View the list of all TraceLink Network members from your company.

Status

First Name

Last Name

Email

Last Log



Nick

Olivo

nolivo+sapphire@tracelink.com

--



Trudy

Bosch

lmattson+tbosch@tracelink.com

--



Katherine

Godin

kgodin+sapphire@tracelink.com

--



Laura

Flack

lflack+sapphire@tracelink.com

06 Jan 2023
GMT

Olivia

Denzel

kgermond+sapphire@tracelink.com

--

Assign User to Network



Assign users from the Owner company access to a network and all of its Links.

Email

Imat

No

M

To

Th

in

ne

th

Logistics-Provider- Standard

Manufacturing-Customer-Expanded

Manufacturing-Customer-Partner Expanded

Manufacturing-Customer-Partner Standard

Manufacturing-Customer-Standard

Manufacturing-Supplier-Expanded

Manufacturing-Supplier-

Manufacturing-Customer-...





Users

View and manage users for your company and specific networks. For networks your company owns, you see users from your company as well as Partner company users. For networks owned by another company, you only see your company's users, not the Owner's users.

NETWORKS

APPS

ALL

SIGN-ON SETTINGS

View the list of all TraceLink Network members from your company.

RESET

APPLY



Status

First Name

Last Name

Email

Last Login

Password Expiration



Nick

Olivo

nolivo+sapphire@tracelink.
com

--

11 Apr 2262 11:47 PM
GMT

Trudy

Bosch

lmattson+tbosch@tracelink
.com

--

11 Apr 2262 11:47 PM
GMT

Katherine

Godin

kgodin+sapphire@tracelink
.com

--

--



Laura

Flack

lflack+sapphire@tracelink.
com06 Jan 2025 05:03 PM
GMT11 Apr 2262 11:47 PM
GMT

Eric

G

kgermond+sapphire@tracel

11 Apr 2262 11:47 PM



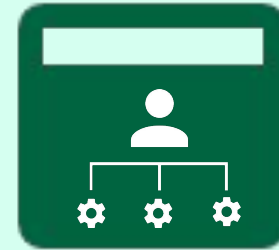
Administrator Roles in OPUS

System Administrator



- Full admin access
- Similar to Company Administrator in TTS

Application Administrator



- Admin access for a specific application
- Similar to Application Manager in TTS

Partners have the same admin roles within the context of their digital twin.

Hmmm...

Things to consider when adding permissions:

- How many people need administrative access?
- Who should have standard access, who should have expanded?
- For MINT, what is your role in the Orchestration? Which roles will your users need?



Demo

Assigning Admin Roles





Users

View and manage users for your company and specific networks. For networks your company owns, you see users from your company as well as Partner company users. For networks owned by another company, you only see your company's users, not the Owner's users.

NETWORKS

APPS

ALL

SIGN-ON SETTINGS

View the list of all TraceLink Network members from your company.

RESET

APPLY

Status

First Name

Last Name

Email

Last Login

Password Expiration



Nick

Olivo

nolivo+sapphire@tracelink.com

--

11 Apr

View Profile



Trudy

Bosch

lmattson+tbosch@tracelink.com

--

11 Apr

Assign to Network

Assign to Administrator Role

Reset Password

Deactivate



Sapphire

User

tracelinkcertcmo+sapphire.user@gmail.com

--

11 Apr



--

--

tl_integration+sapphire@tracelink.com

--

11 Apr 2262 11:47 PM GMT





Master Data



Administration



Manufacturing Information Net...

Master Data



Networks

Links

Users

B2B Integration

My Network Company

Users

View and manage users for your company and specific networks. For networks your company owns, you see users from y networks owned by another company, you only see your company's users, not the Owner's users.

NETWORKS

APPS

ALL

SIGN-ON SETTINGS

View the list of all TraceLink Network members from your company.

Status

First Name

Last Name

Email

Last Log



Nick

Olivo

nolivo+sapphire@tracelink.com



Trudy

Bosch

lmattson+tbosch@tracelink.com



Sapphire

User

tracelinkcertcmo+sapphireuser@gmail.com



--

--

tl_integration+sapphire@tracelink.com



Assign User to Administrator Role



Assign existing company users to an administrator role to control the actions that a user can perform for apps, networks and Links that their company has access to.

Email

lmattson+tbosch@tracelink.com

Role *

System Administrator



Network



Team



CANCEL

ASSIGN



Networks

Links

Users

B2B Integration

My Network Company

Users

View and manage users for your company and specific networks. For networks your company owns, you see users from your company as well as Partner company users. For networks owned by another company, you only see your company's users, not the Owner's users.

NETWORKS

APPS

ALL

SIGN-ON SETTINGS

View the list of all TraceLink Network members from your company.

RESET

APPLY

Status

First Name

Last Name

Email

Last Login

Password Expiration



Nick

Olivo

nolivo+sapphire@tracelink.com

--

11 Apr 2026

View Profile



Trudy

Bosch

lmattson+tbosch@tracelink.com

--

11 Apr 2026

Assign to Network

Assign to Administrator Role

Reset Password

Deactivate



Sapphire

User

tracelinkcertcmo+sapphire.user@gmail.com

--

11 Apr 2026



--

--

tl_integration+sapphire@tracelink.com

--

11 Apr 2262 11:47 PM GMT





Networks

Links

Users

B2B Integration

My Network Company

View User Profile

Account Information

Name

Trudy Bosch

Email

lmattson+tbosch@tracelink.com

Status

Active

Login Information

Account State

Unlocked

Password Last Changed

--

Last Login

Password Valid Until

Password set to never expire

Failed Login Attempts

0

USER ROLES

ADMINISTERED NETWORKS

Network	Team	Roles
Administration	Sapphire Labs	System Administrator
Multienterprise Information Network Tower	Sapphire Labs	--
Manufacturing Information Network	Sapphire Labs	Manufacturing-Customer- Standard

Back to Our Example...

With these teams, what access would you want to give them?

- Procurement
- Planning teams,
- Shipping / Receiving teams

Reminder from our example... We're exchanging POs, Invoices, ASNs, Inventory Balance, and Inventory Adjustment with the Manufacturing Orchestration.

Maybe?...

- Procurement – Full access to all transactions?
- Planning – Full Admin access? View access to transactions.
- Shipping/Receiving – Full access to all transactions?



Checkpoint

- ✓ Morning Recap
- ✓ Intro to Administration: Managing Your Digital Twin
- ✓ Describe Process Networks
- ✓ Expand Your Networks
- ✓ Populate Your Shared Workspaces

Key Take Aways



Administration is the management of your digital twin.



Process Networks create shared digital workspaces to orchestrate different kinds of business processes through a single platform.



You add partners and link to them to create the network and enable the shared workspace for your partners.



Populate your team's shared workspace by adding users to the network.

After the Break...



Administration is the management of your digital twin.



Process Networks create shared digital workspaces to orchestrate different kinds of business processes through a single platform.



You add partners and link to them to create the network and enable the shared workspace for your partners.



Populate your team's shared workspace by adding users to the network.



Configure the B2B transaction exchange to send and receive data across the Links.



Questions?

Break Time!

